

GC-1260-60-TO-200-B

Curved stripe gain chip on TO-header



Features:

- Optimized for wavelength locked operation in external cavity
- Broad hopping free tuning range
- High SMSR
- No self-lasing up to maximum operating current
- TE polarization

Applications:

- External cavity diode lasers
- Tunable laser sources

Recommended Operating Conditions

Parameter	Min.	Typ.	Max.	Unit
Heatsink Temperature	20	25	30	°C
Forward Current*			800	mA
Optical Feedback**		20		%

*No self-lasing up to maximum current

** doesn't include coupling efficiency to chip.

Tunability Characteristics

Batch qualified @ CW, 25C, 800mA, external cavity in Littman configuration with 20% feedback

Parameter	Min.	Typ.	Max.	Unit
Wavelength of Maximum Power	1255	1270	1285	nm
Output Power @ 1270nm	150	210		mW
Central Wavelength of Tuning Range	1245	1260	1275	nm
Tuning Range Width (full)		60		nm
Side-Mode Suppression Ratio (SMSR) @ 1270nm		55		dB

Amplified Spontaneous Emission (ASE) Characteristics

Tested for each sample @ CW, 25C, 800mA, without feedback

Parameter	Min.	Typ.	Max.	Unit
Output Power		20		mW
Forward Voltage		1.8	2	V
Mean Wavelength		1200		nm
Bandwidth (FWHM)*		20		nm
Fast Axis Beam Divergence (FWHM)	32	38	42	deg
Slow Axis Beam Divergence (FWHM)	5	7	11	deg
Polarization		TE		

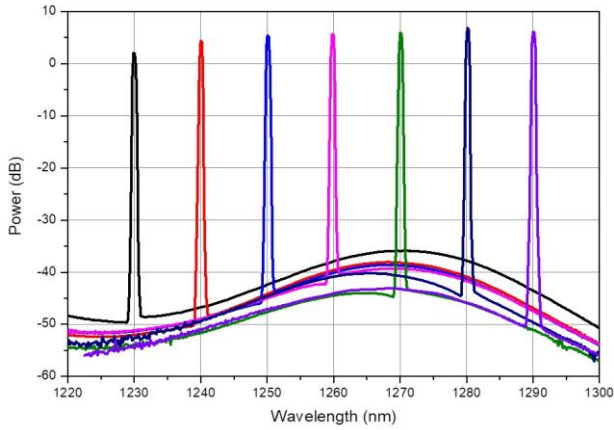
* Radiation coupled in single-mode fiber without lens and measured by OSA with 1 nm resolution.

Chip Parameters

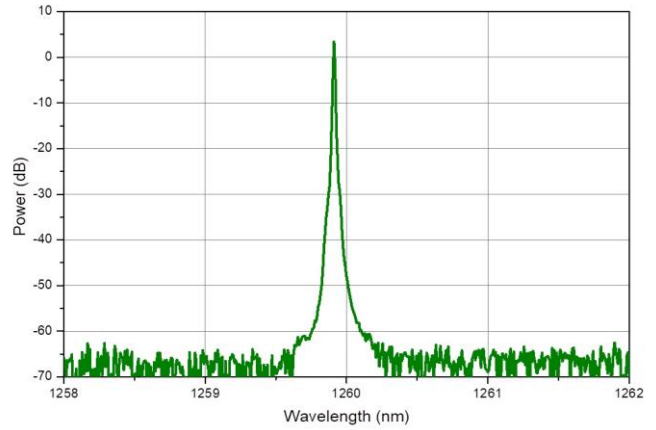
Parameter	Min.	Typ.	Max.	Unit
Chip length		3		mm
Back-reflection from Front Facet			0.1	%
Back-reflection from Back Facet	90	99		%

Typical Performance in External Cavity (for reference only)
 @ CW, recommended operating conditions, Littman configuration

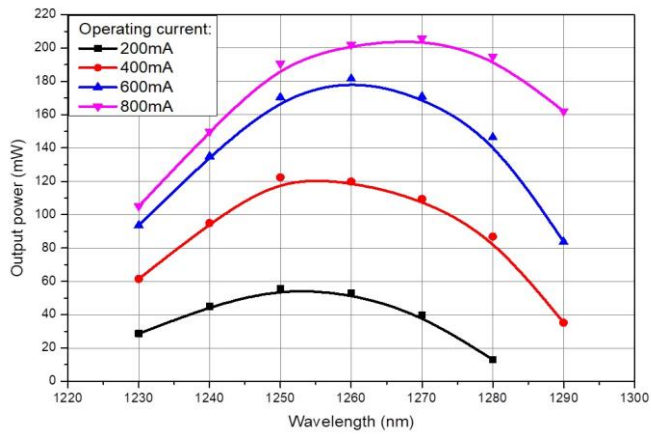
Optical spectra (res. 0.5 nm)



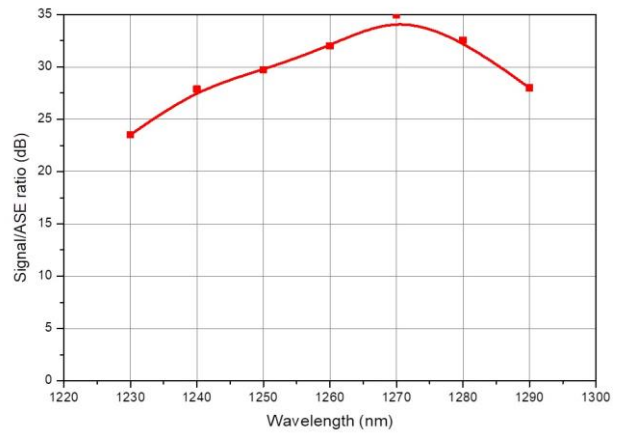
Optical spectrum (res. 10 pm)



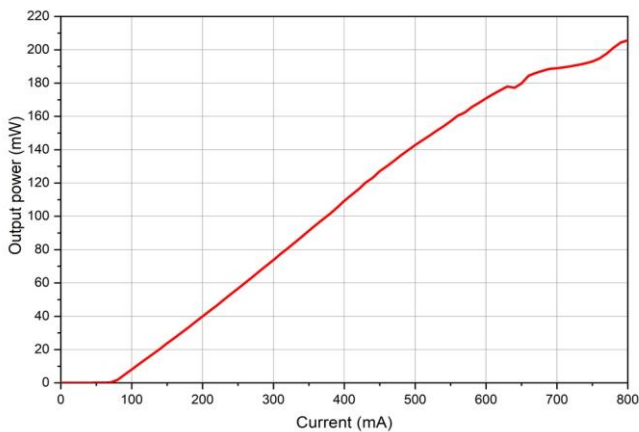
Output power spectra



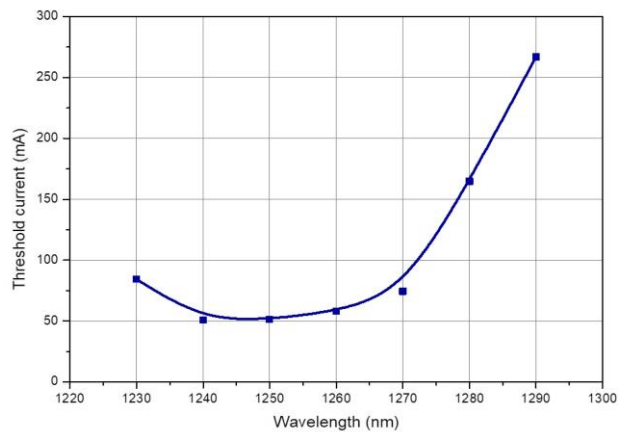
Integrated Signal/ASE ratio



Output power @ 1270nm

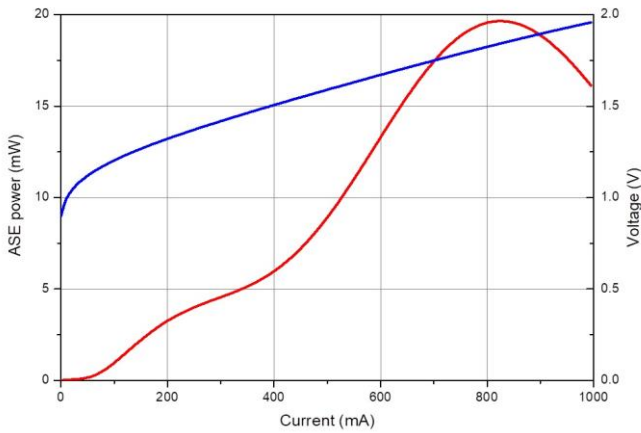


Threshold current

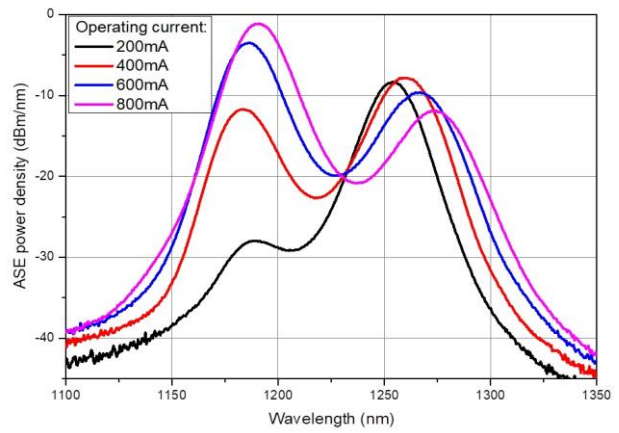


Typical Performance without feedback (for reference only)

L-I-V curve



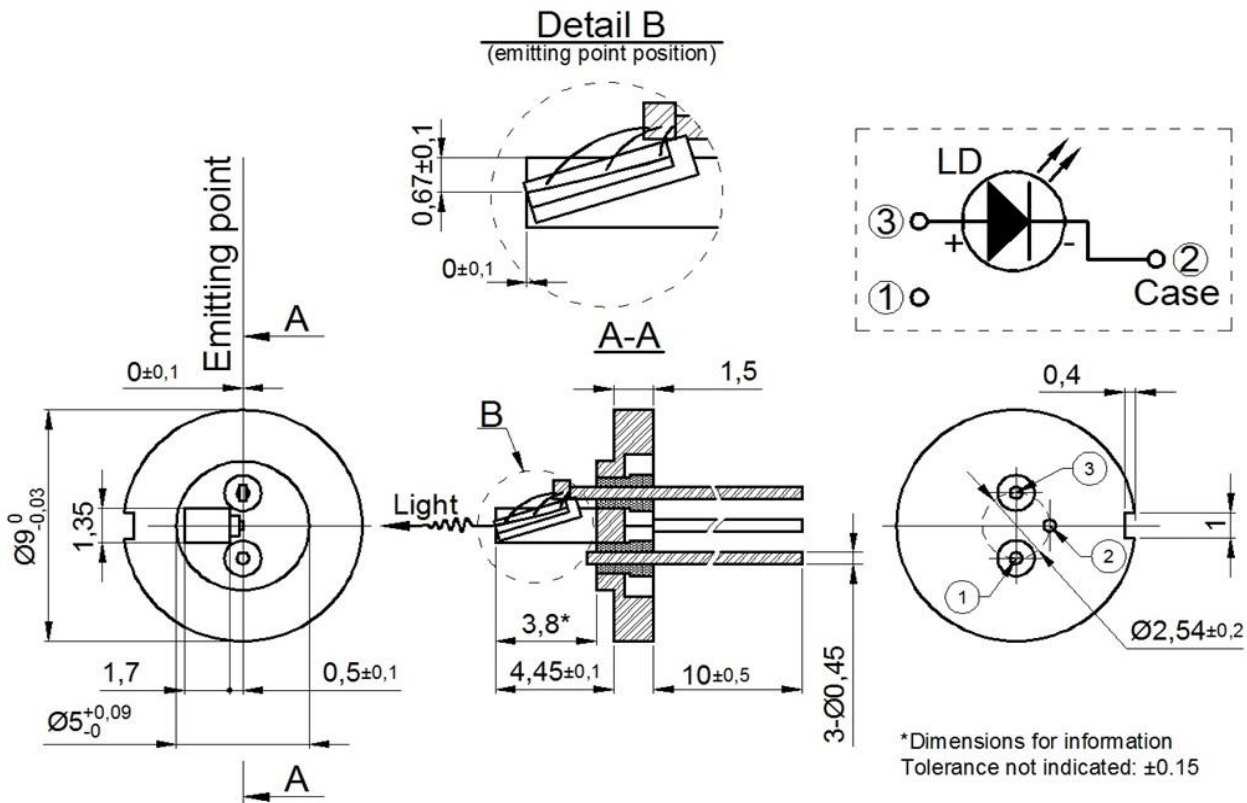
ASE spectra (res. 1nm)



Absolute Maximum Ratings

Parameter	Min	Max	Unit
Forward Current @ 20% feedback		1000	mA
Optical Feedback (doesn't include coupling to a chip)		30	%
Reverse Voltage		1	V
Operating temperature (above dew point)	-10	60	°C
Storage Temperature (in original hermetically sealed package)	-40	85	°C

Drawing



Safety and Operating Instructions

The laser light emitted from this device is invisible and can be dangerous to the human eye. Avoid looking directly into the fiber output or into the collimated beam along its optical axis when the device is in operation. Proper laser safety eyewear must be worn during operation.

Absolute Maximum Ratings may be applied to the device for short period of time only. Exposure to maximum ratings for extended period of time or exposure above one or more max ratings may cause damage or affect the reliability of the device. Operating the product outside of its maximum ratings may cause device failure or a safety hazard. Power supplies used with the device must be employed such that the maximum peak optical power cannot be exceeded. A proper heatsink for the device on thermal radiator is required, sufficient heat dissipation and thermal conductance to the heatsink must be ensured. The device is an open-heatsink laser diode; it may be operated in clean atmosphere or dust-protected housing only. Operating temperature and relative humidity must be controlled to avoid water condensation on the laser facets. Any contamination or contact of the laser facet must be avoided.

ESD PROTECTION - Electrostatic discharge is the primary cause of unexpected product failure. Take extreme precaution to prevent ESD. Use wrist straps, grounded work surfaces and rigorous antistatic techniques when handling the product.



NOTE: Innolume product specifications are subject to change without notice

